

Package: S-19

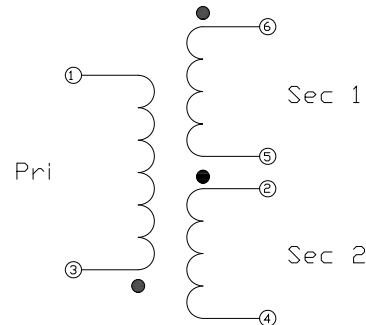


Features

- Frequency Range 5MHz to 200MHz
- Low Cost and RoHS Compliant
- Industry Standard SMT package
- Available in Tape-and-Reel
- 75Ω Characteristic Impedance
- Flux Coupled, Dual Secondary

Applications

- Broadband/CATV
- Wireless



Schematic

Product Description

The RFXF2795 transformer is designed for applications that require very small, low cost, and highly reliable surface mount components. Applications may be found in broadband, wireless, and other communications systems. These units are built Lead-Free and RoHS compliant. S-Parameters are available on request.

Parameter	Specification			Unit	Condition
	Min.	Typ.	Max.		
Overall					Typical values represent Mid-Band performance at 25 °C
Frequency Range	5		200	MHz	
Insertion Loss < 1dB	5		200	MHz	
Insertion Loss < 2dB				MHz	
Insertion Loss < 3dB				MHz	
Amplitude Balance		0.2	0.5	dB	
Phase Balance		2	5	°	
Impedance Ratio	1:1.78				
Type - Flux Coupled	Unbalance to Balanced - Dual Secondary				

Absolute Maximum Ratings

Parameter	Rating	Unit
RF Power	2	W
Operating Temperature	-45 to +85	°C
Storage Temperature	-55 to +100	°C



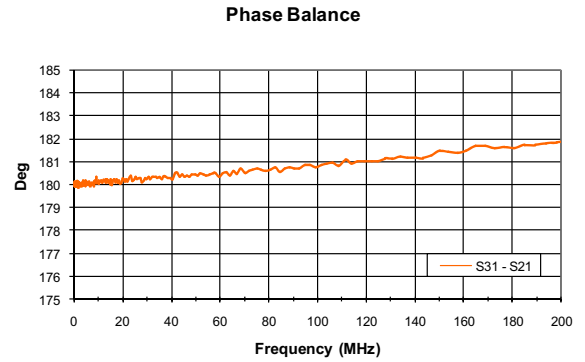
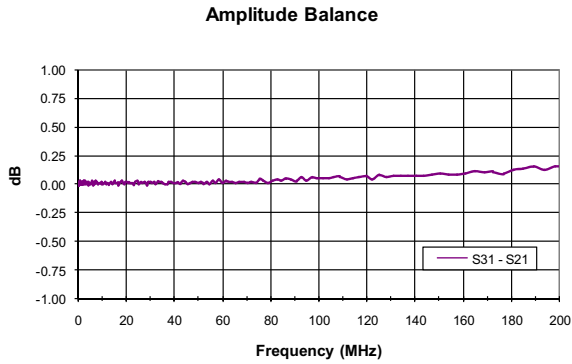
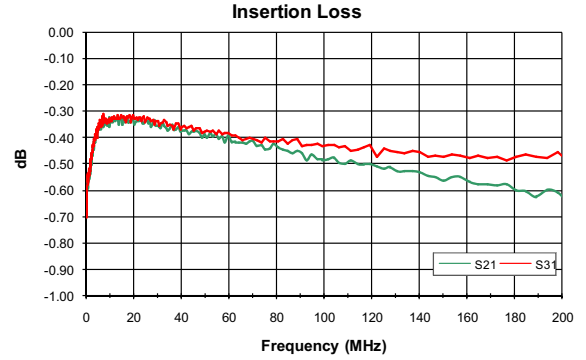
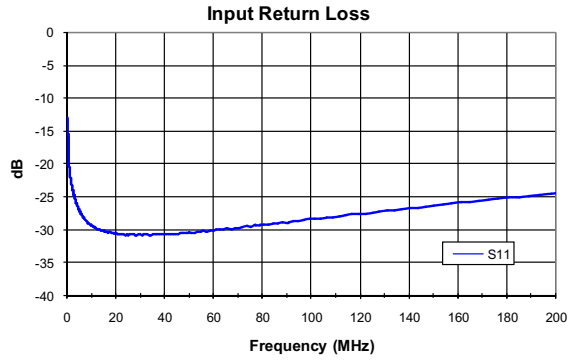
Caution! ESD sensitive device.

Exceeding any one or a combination of the Absolute Maximum Rating conditions may cause permanent damage to the device. Extended application of Absolute Maximum Rating conditions to the device may reduce device reliability. Specified typical performance or functional operation of the device under Absolute Maximum Rating conditions is not implied.

The information in this publication is believed to be accurate and reliable. However, no responsibility is assumed by MiniRF, Inc. ("MiniRF") for its use, nor for any infringement of patents, or other rights of third parties, resulting from its use. No license is granted by implication or otherwise under any patent or patent rights of MiniRF. MiniRF reserves the right to change component circuitry, recommended application circuitry and specifications at any time without prior notice.



RoHS (Restriction of Hazardous Substances): Compliant per EU Directive 2002/95/EC.



Pin Names and Description

Pin	Function	Description
1	Primary	Input
2	Secondary 2 Dot	Output 2-
3	Primary Dot	Ground
4	Secondary 2	Output 2+
5	Secondary 1	Output 1+
6	Secondary 1 Dot	Output 1-

Package Drawing - S19

Dimensions in inches (millimeters)

