

### Features

- Frequency Range: 1MHz to 2500MHz
- Impedance Ratio: 1:1, Unbalanced to Unbalanced
- Low Cost and RoHS Compliant
- Industry Standard SMT package
- Available in Tape-and-Reel
- 50Ω Nominal Impedance

### Product Description

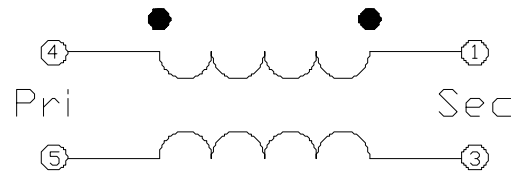
The XFP-2501-1UH transformer is designed for applications that require small, low cost, and highly reliable surface mount components. Applications may be found in broadband, wireless, and other communications systems. These transformers are built Lead-Free and RoHS Compliant. S-Parameters are available on request.



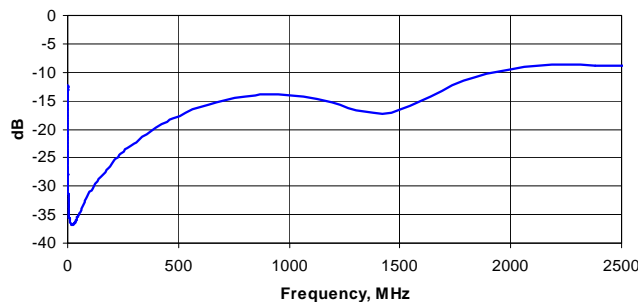
### Specifications

Parameter	Specification			Unit
	Min.	Typ.	Max.	
Frequency Range	1		2500	MHz
Insertion Loss <1dB	5		1500	MHz
Insertion Loss <2 dB	2		2200	MHz
Insertion Loss <3 dB	1		2500	MHz
Impedance Ratio	1:1			
Type	Unbalanced to Unbalanced			

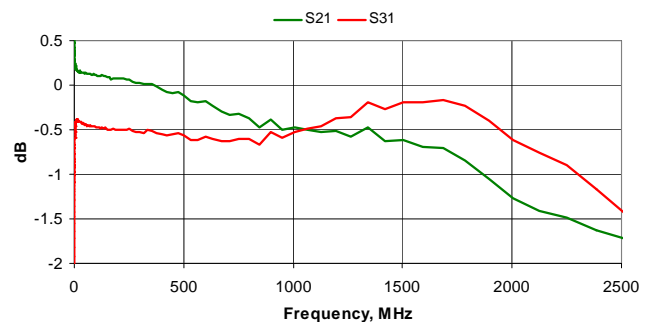
### Schematic



Input Return Loss



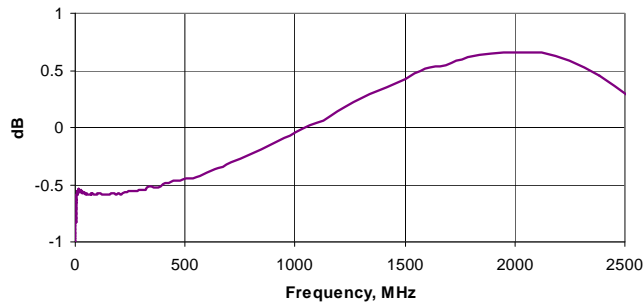
Insertion Loss



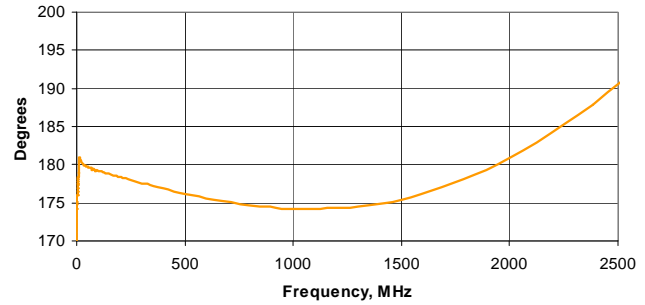
# XFP-2501-1UH



**Amplitude Balance**



**Phase Balance**



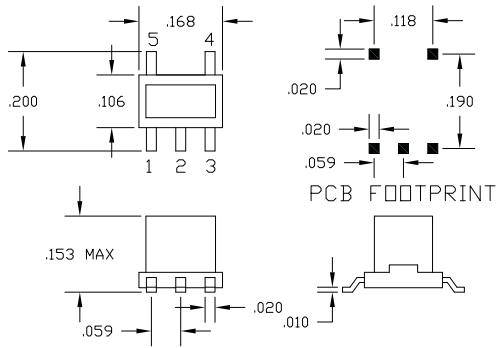
**Pin Out**

Pin	Name
1	Secondary DOT
2	NC
3	Secondary
4	Primary DOT
5	Primary

**Absolute Maximum Ratings**

Parameter	Rating	Unit
RF Power	+33	dBm
Operating Temperature	-55 to +100	°C
Storage Temperature	-55 to +100	°C

**Package Drawing - S09**



Exceeding any one or a combination of the Absolute Maximum Rating conditions may cause permanent damage to the device. Extended application of Absolute Maximum Rating conditions to the device may reduce device reliability. Specified typical performance or functional operation of the device under Absolute Maximum Rating conditions is not implied.

RoHS status based on EUDirective2002/95/EC (at time of this document revision).

The information in this publication is believed to be accurate and reliable. However, no responsibility is assumed by MiniRF, Inc. ("MiniRF") for its use, nor for any infringement of patents, or other rights of third parties, resulting from its use. No license is granted by implication or otherwise under any patent or patent rights of MiniRF. MiniRF reserves the right to change component circuitry, recommended application circuitry and specifications at any time without prior notice.