

### Features

- Frequency Range: 0.05MHz to 125MHz
- Impedance Ratio: 1:8 Unbalanced to Balanced
- Low Cost and RoHS Compliant
- Industry Standard SMT package
- Available in Tape-and-Reel
- 50Ω Nominal Impedance

### Product Description

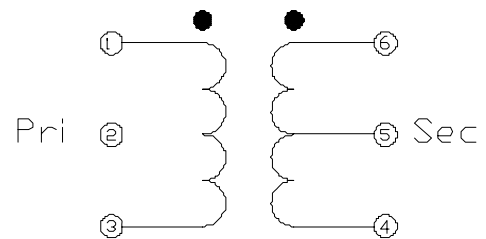
The XFA-0201-8WH transformer is designed for applications that require small, low cost, and highly reliable surface mount components. Applications may be found in broadband, wireless, and other communications systems. These units are built Lead-Free and RoHS Compliant.



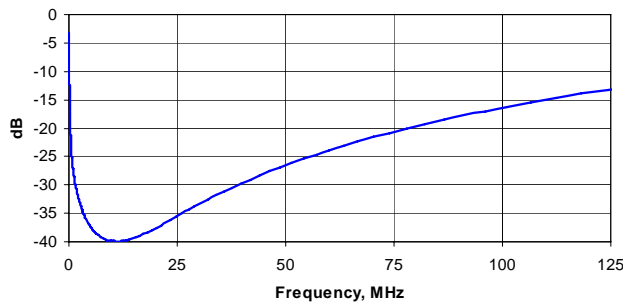
### Specifications

| Parameter           | Specification          |      |      | Unit |
|---------------------|------------------------|------|------|------|
|                     | Min.                   | Typ. | Max. |      |
| Frequency Range     | 0.05                   |      | 125  | MHz  |
| Insertion Loss <1dB | 0.1                    |      | 80   | MHz  |
| Insertion Loss <2dB | 0.05                   |      | 125  | MHz  |
| Insertion Loss <3dB |                        |      |      | MHz  |
| Impedance Ratio     | 1:8                    |      |      |      |
| Type                | Unbalanced to Balanced |      |      |      |

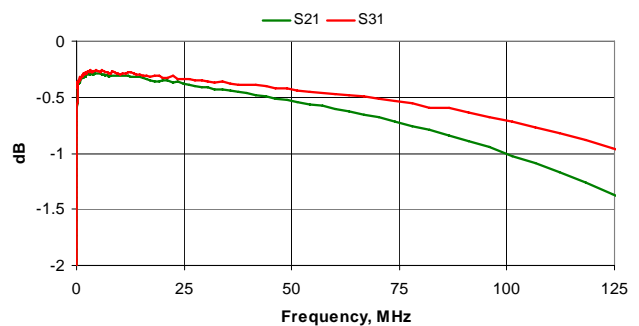
### Schematic



Input Return Loss



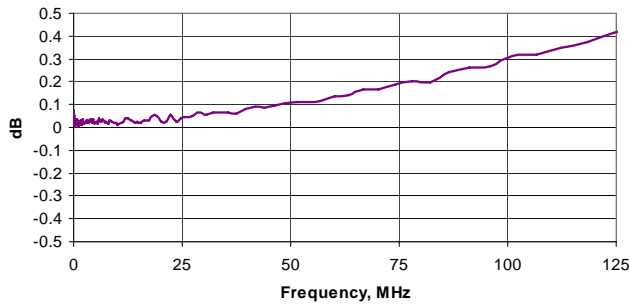
Insertion Loss



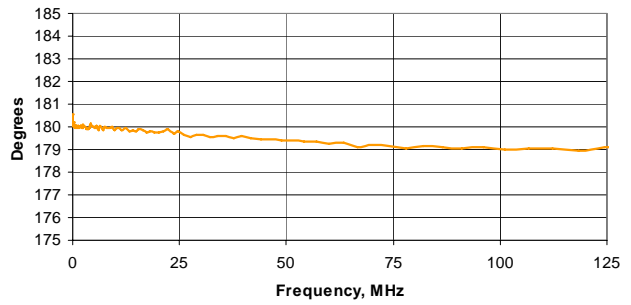
# XFA-0201-8WH



**Amplitude Balance**



**Phase Balance**



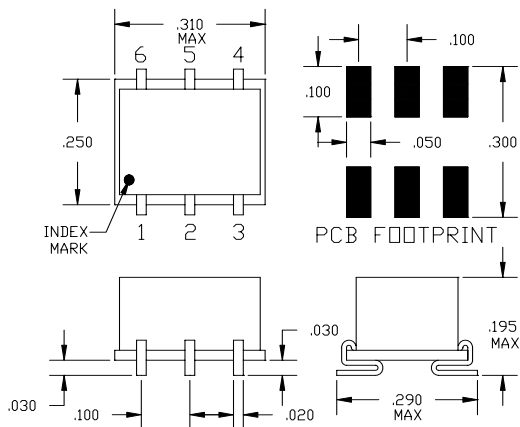
**Pin Out**

| Pin | Name          |
|-----|---------------|
| 1   | Primary DOT   |
| 2   | NC            |
| 3   | Primary       |
| 4   | Secondary     |
| 5   | Secondary CT  |
| 6   | Secondary DOT |

**Absolute Maximum Ratings**

| Parameter             | Rating      | Unit |
|-----------------------|-------------|------|
| RF Power              | +33         | dBm  |
| Operating Temperature | -55 to +100 | °C   |
| Storage Temperature   | -55 to +100 | °C   |

**Package Drawing - S06**



Exceeding any one or a combination of the Absolute Maximum Rating conditions may cause permanent damage to the device. Extended application of Absolute Maximum Rating conditions to the device may reduce device reliability. Specified typical performance or functional operation of the device under Absolute Maximum Rating conditions is not implied.

RoHS status based on EU Directive 2002/95/EC (at time of this document revision).

The information in this publication is believed to be accurate and reliable. However, no responsibility is assumed by MiniRF, Inc. ("MiniRF") for its use, nor for any infringement of patents, or other rights of third parties, resulting from its use. No license is granted by implication or otherwise under any patent or patent rights of MiniRF. MiniRF reserves the right to change component circuitry, recommended application circuitry and specifications at any time without prior notice.