

Package: S-20

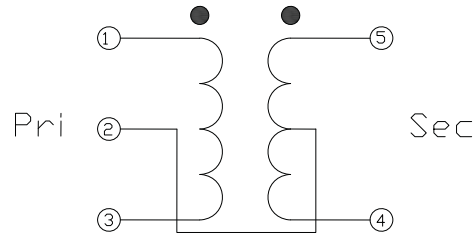


### Features

- Frequency Range 5 MHz to 1200 MHz
- Low Cost and RoHS Compliant
- Industry Standard SMT package
- Available in Tape-and-Reel
- 75Ω Characteristic Impedance
- Flux Coupled

### Applications

- Broadband/CATV
- Wireless



Schematic

### Product Description

The RFXF5743 transformer is designed for applications that require small, low cost, and highly reliable surface mount components. Applications may be found in broadband, wireless, and other communications systems. These units are built Lead-Free and RoHS compliant. S-Parameters are available on request.

Parameter	Specification			Unit	Condition
	Min.	Typ.	Max.		
<b>Overall</b>					Typical values represent Mid-Band performance at 25 °C
Frequency Range	5		1200	MHz	
Insertion Loss < 1dB	5		300	MHz	
Insertion Loss < 2dB	5		1200	MHz	
Insertion Loss < 3dB				MHz	
Amplitude Balance 5MHz to 500MHz		0.3	0.5	dB	
Amplitude Balance 5MHz to 1200MHz		0.5	1.5	dB	
Phase Balance 5MHz to 500MHz		1	2	°	Nominal Phase Difference is 180°
Phase Balance 5MHz to 1200MHz		2	15	°	Nominal Phase Difference is 180°
Impedance Ratio	1:3				
Type - Flux Coupled	Unbalance to Balanced				

### Absolute Maximum Ratings

Parameter	Rating	Unit
RF Power	2	W
Operating Temperature	-45 to +85	°C
Storage Temperature	-55 to +100	°C



**Caution!** ESD sensitive device.

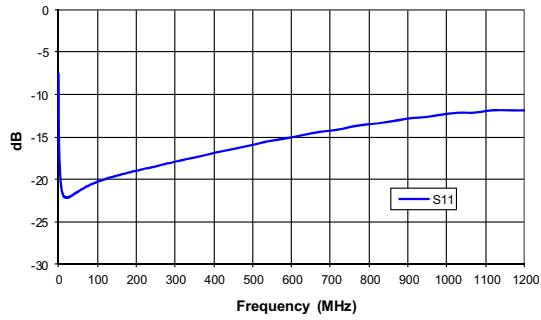
Exceeding any one or a combination of the Absolute Maximum Rating conditions may cause permanent damage to the device. Extended application of Absolute Maximum Rating conditions to the device may reduce device reliability. Specified typical performance or functional operation of the device under Absolute Maximum Rating conditions is not implied.

The information in this publication is believed to be accurate and reliable. However, no responsibility is assumed by MiniRF, Inc. ("MiniRF") for its use, nor for any infringement of patents, or other rights of third parties, resulting from its use. No license is granted by implication or otherwise under any patent or patent rights of MiniRF. MiniRF reserves the right to change component circuitry, recommended application circuitry and specifications at any time without prior notice.

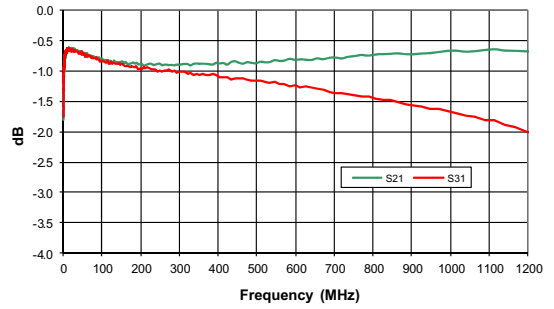


RoHS (Restriction of Hazardous Substances): Compliant per EU Directive 2002/95/EC.

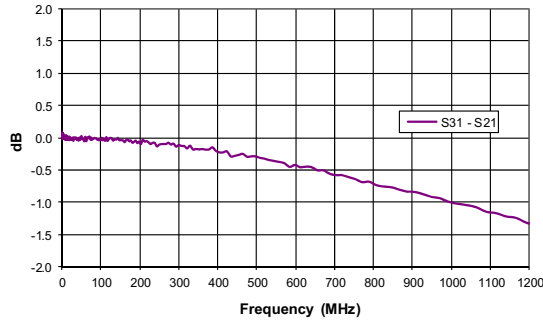
**Input Return Loss**



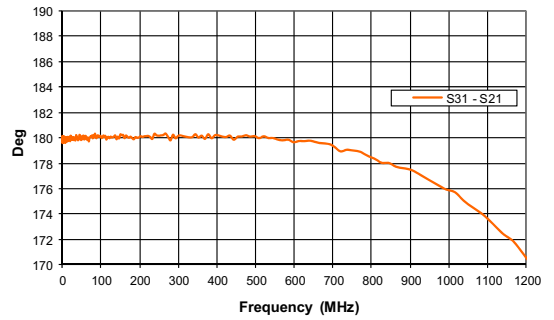
**Insertion Loss**



**Amplitude Balance**



**Phase Balance**

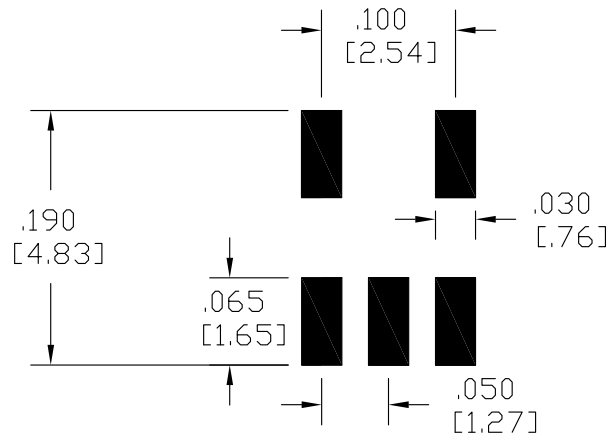
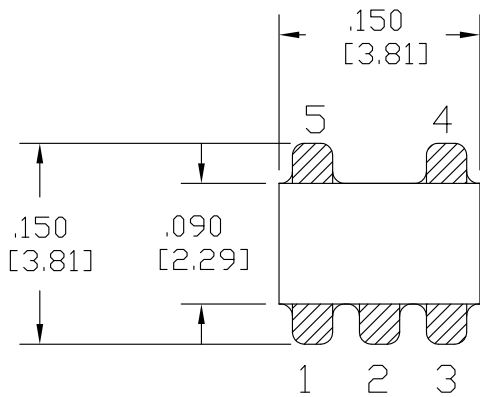


## Pin Names and Description

Pin	Function	Description
1	Primary Dot	Input.
2	Secondary CT	Ground.
3	Primary	Ground.
4	Secondary	Output 2.
5	Secondary Dot	Output 1.

## Package Drawing - S20

Dimensions in inches (millimeters)



## PCB FOOTPRINT

