

Features

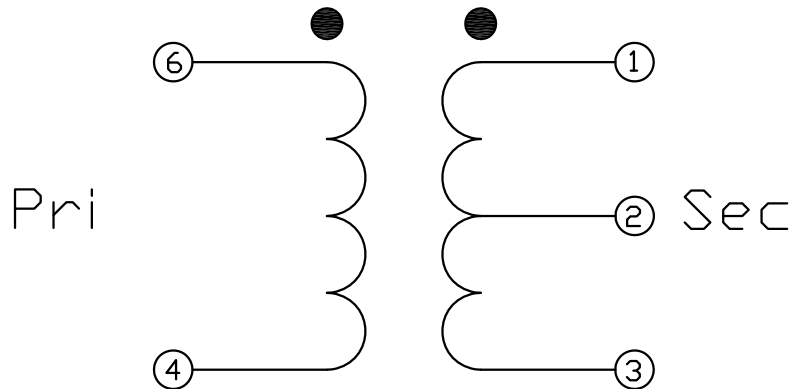
- Frequency Range 5MHz to 100MHz
- Low Cost and RoHS Compliant
- Industry Standard SMT package
- Available in Tape-and-Reel
- 50Ω Characteristic Impedance
- Flux Coupled

Applications

- Broadband/CATV
- Wireless

Product Description

The RFXF0014 Transformer is designed for applications that require small, low cost, and highly reliable surface mount components. Applications may be found in broadband, wireless, and other communications systems. These units are built Lead-Free and RoHS compliant. S-Parameters are available on request.



Functional Block Diagram

Parameter	Specification			Unit	Condition
	Min.	Typ.	Max.		
Overall					Typical values represent Mid-Band performance at 25 °C
Frequency Range	5		100	MHz	
Insertion Loss		0.5	0.8	dB	
Amplitude Balance		0.2	0.5	dB	
Phase Balance		1	3	Deg	Nominal Phase Difference is 180°
Input Return Loss	18	23		dB	
Impedance Ratio, P:S	1:1.5				
Type - Flux Coupled	Unbalance to Balanced				

Absolute Maximum Ratings

Parameter	Rating	Unit
RF Power	2	W
Operating Temperature	-45 to +85	°C
Storage Temperature	-55 to +100	°C



Caution! ESD sensitive device.

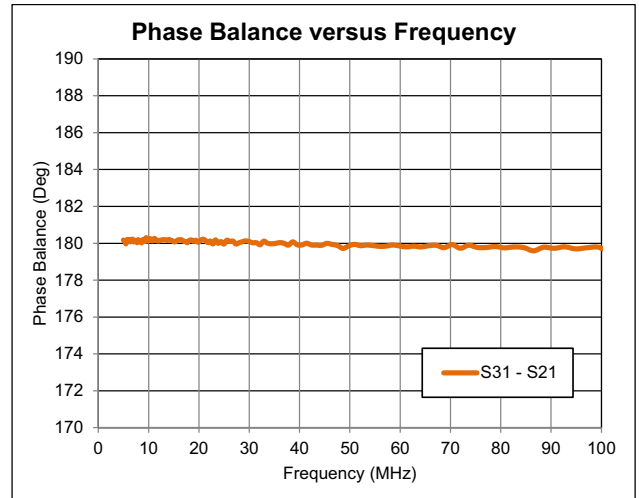
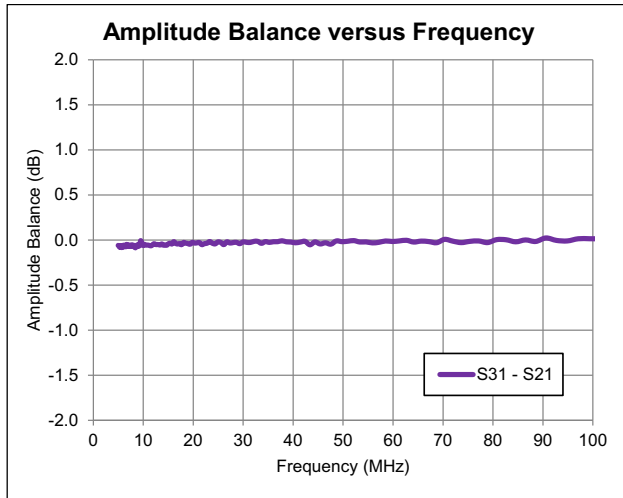
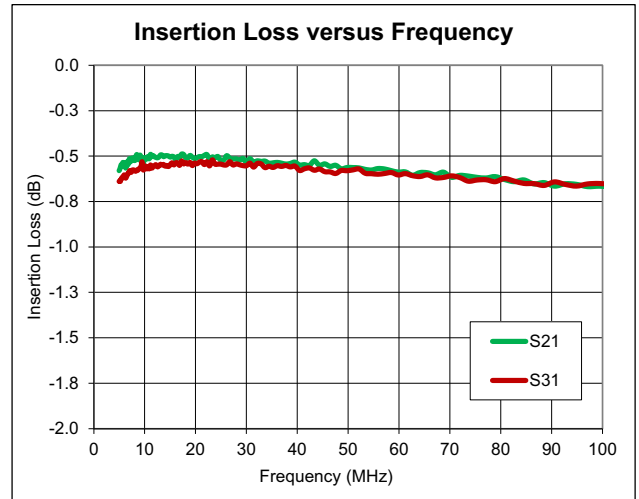
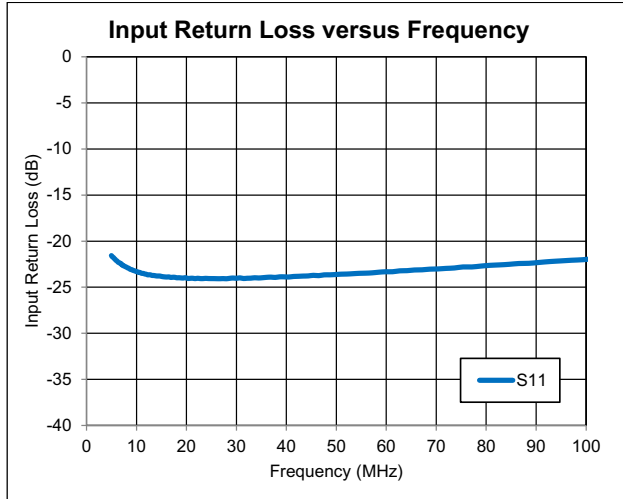
Exceeding any one or a combination of the Absolute Maximum Rating conditions may cause permanent damage to the device. Extended application of Absolute Maximum Rating conditions to the device may reduce device reliability. Specified typical performance or functional operation of the device under Absolute Maximum Rating conditions is not implied.

The information in this publication is believed to be accurate and reliable. However, no responsibility is assumed by MiniRF, Inc. ("MiniRF") for its use, nor for any infringement of patents, or other rights of third parties, resulting from its use. No license is granted by implication or otherwise under any patent or patent rights of MiniRF. MiniRF reserves the right to change component circuitry, recommended application circuitry and specifications at any time without prior notice.



RoHS (Restriction of Hazardous Substances): Compliant per EU Directive 2002/95/EC.

Typical Data

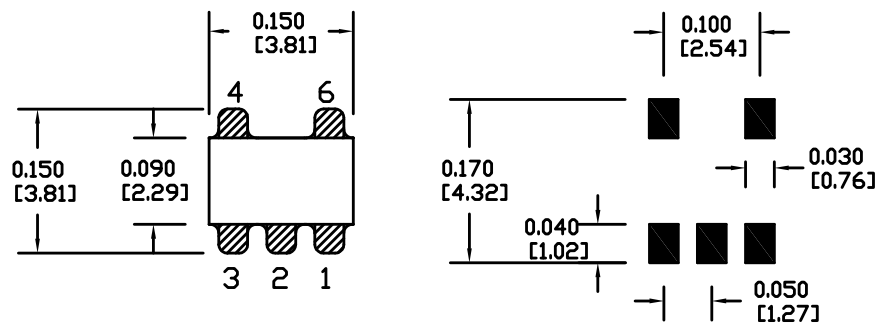


Pin Names and Descriptions

Pin	Name	Description
1	SECONDARY DOT	Output (Port 2)
2	SECONDARY CT	Ground
3	SECONDARY	Output (Port 3)
4	PRIMARY	Ground
6	PRIMARY DOT	Input (Port 1)

Package Drawing - S20C

Dimensions in inches (millimeters)



MIN PCB FOOTPRINT

