

RoHS Compliant and Pb-Free Product
Package: S18

Features

- Frequency Range: 5 MHz to 1200MHz
- Low Cost and RoHS Compliant
- Industry Standard SMT package
- Available in Tape-and -Reel
- 75Ω Characteristic Impedance



Product Description

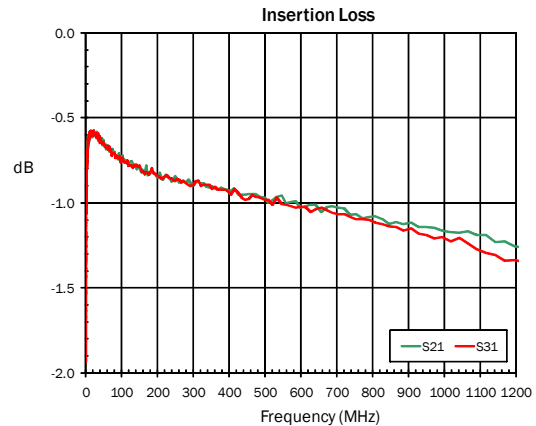
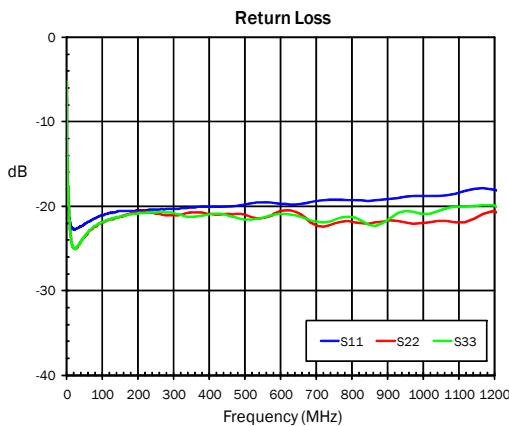
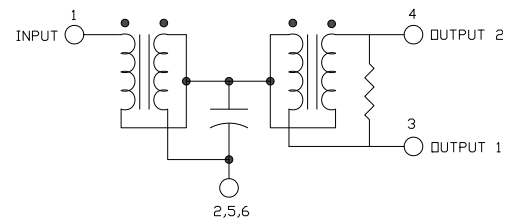
The RFSP5722 splitter is designed for applications that require small, low cost, and highly reliable surface mount components. Applications may be found in broadband, wireless, and other communications systems. These units are built Lead-Free and RoHS compliant. S-Parameters are available on request.

Specifications

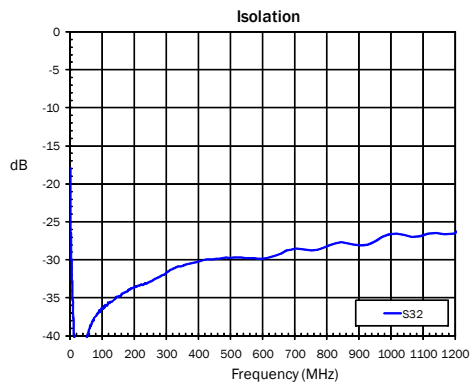
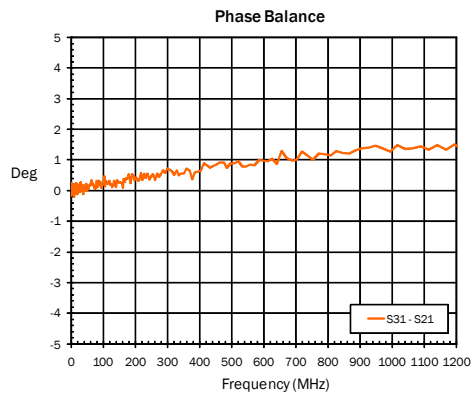
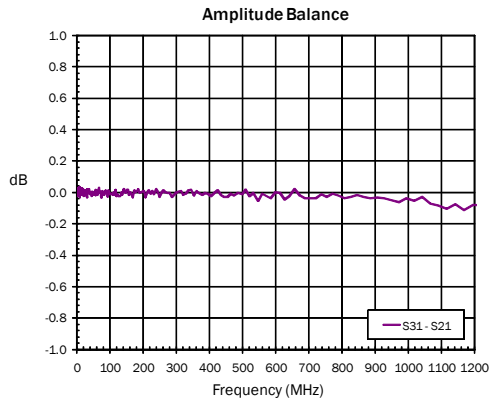
Parameter	Specification			Unit
	Min.	Typ.	Max.	
Frequency Range	5		1200	MHz
Insertion Loss		0.8	1.5	dB
Isolation	22	28		dB
Return Loss	12	20		dB
Amplitude Balance		0.3	0.5	dB
Phase Balance		3.0	5.0	°

Note: Typical values represent midband performance at T=25 °C.

Schematic



RFSP5722



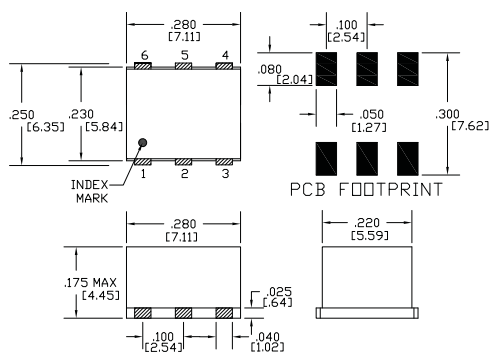
Pin Out

Pin	Name
1	Input
2, 5, 6	Ground
3	Output 1
4	Output 2

Absolute Maximum Ratings

Parameter	Rating	Unit
RF Power	1	W
Operating Temperature	-40 to +85	°C
Storage Temperature	-55 to +100	°C

Package Drawing - S18



Exceeding any one or a combination of the Absolute Maximum Rating conditions may cause permanent damage to the device. Extended application of Absolute Maximum Rating conditions to the device may reduce device reliability. Specified typical performance or functional operation of the device under Absolute Maximum Rating conditions is not implied.

RoHS status based on EUDirective2002/95/EC (at time of this document revision).

The information in this publication is believed to be accurate and reliable. However, no responsibility is assumed by MiniRF, Inc. ("MiniRF") for its use, nor for any infringement of patents, or other rights of third parties, resulting from its use. No license is granted by implication or otherwise under any patent or patent rights of MiniRF. MiniRF reserves the right to change component circuitry, recommended application circuitry and specifications at any time without prior notice.