


Package: S20C



### Features

- Frequency Range: 5MHz to 1200MHz
- Low Cost and RoHS Compliant
- Industry Standard SMT package
- Available in Tape-and -Reel
- 75Ω Characteristic Impedance



### Product Description

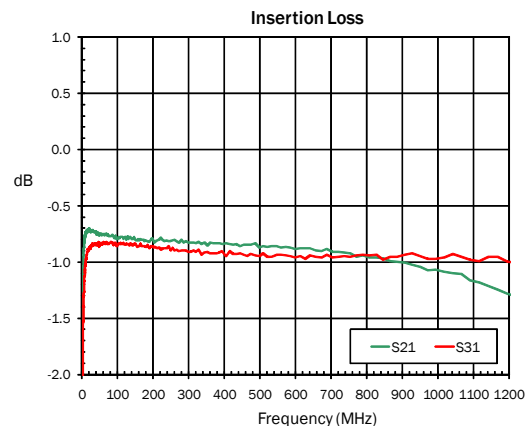
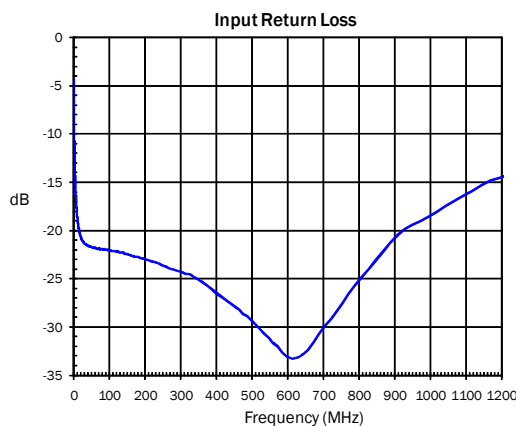
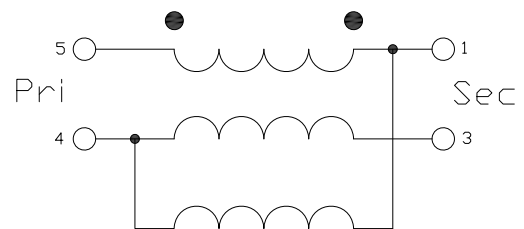
The RFXF5703 Transformer is designed for applications that require small, low cost, and highly reliable surface mount components. Applications may be found in broadband, wireless, and other communications systems. These units are built Lead-Free and RoHS compliant and features welded wire construction for increased reliability. S-Parameters are available on request.

### Specifications

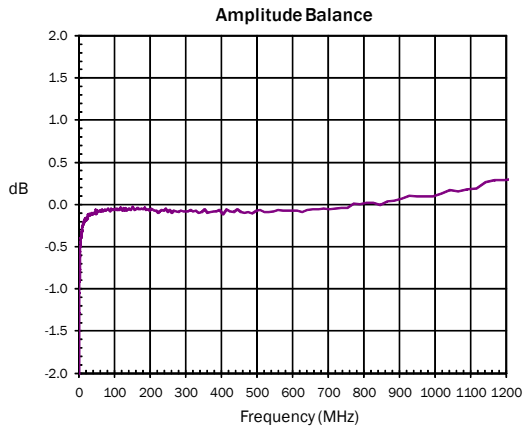
Parameter	Specification			Unit
	Min.	Typ.	Max.	
Frequency Range	5		1200	MHz
Insertion Loss < 1dB	10		870	MHz
Insertion Loss < 2dB	5		1200	MHz
Insertion Loss < 3dB				MHz
Amplitude Balance		0.5	1.0	dB
Phase Balance		5	10	°
Impedance Ratio	1:1			
Type	Unbalanced to Balanced			

Note: Typical values represent midband performance at T = 25 °C.

### Schematic



# RFXF5703



## Pin Out

Pin	Name
1	Secondary Dot
2	NC
3	Secondary
4	Primary
5	Primary Dot

## Absolute Maximum Ratings

Parameter	Rating	Unit
RF Power	2	W
Operating Temperature	-40 to +85	°C
Storage Temperature	-55 to +100	°C



**Caution!** ESD sensitive device.

Exceeding any one or a combination of the Absolute Maximum Rating conditions may cause permanent damage to the device. Extended application of Absolute Maximum Rating conditions to the device may reduce device reliability. Specified typical performance or functional operation of the device under Absolute Maximum Rating conditions is not implied.

The information in this publication is believed to be accurate and reliable. However, no responsibility is assumed by MiniRF, Inc. ("MiniRF") for its use, nor for any infringement of patents, or other rights of third parties, resulting from its use. No license is granted by implication or otherwise under any patent or patent rights of MiniRF. MiniRF reserves the right to change component circuitry, recommended application circuitry and specifications at any time without prior notice.



RoHS (Restriction of Hazardous Substances): Compliant per EU Directive 2002/95/EC.

## S20C Package Drawing

